



**TIMOR-LESTE EXTRACTIVE INDUSTRIES
TRANSPARENCY INITIATIVE (TL-EITI)**

**INDEPENDENT RECONCILIATION REPORT
FOR THE YEAR 2010**

December 2012



This report has been prepared at the request of the Multi-Stakeholder Working Group charged with the implementation of the Extractive Industries Transparency Initiative in Timor-Leste (TL-EITI). The views expressed in the report are those of the Independent Reconcilers and in no way reflect the official opinion of the TL-EITI Secretariat. This report has been prepared exclusively for use by TL-EITI and must not be used by other parties, nor for any purposes other than those for which it is intended.

CONTENTS

MESSAGE	5
EXECUTIVE SUMMARY	6
Principal findings arising from reconciliation work.....	6
1. INTRODUCTION	9
1.1 Extractive Industries Transparency Initiative (EITI).....	9
1.2 The EITI in Timor-Leste	12
1.3 The national context of the oil sector in Timor-Leste.....	13
2. OBJECTIVES AND SCOPE OF THE ENGAGEMENT	14
2.1 Objectives of the engagement.....	14
2.2 Extractive companies involved in the reconciliation	14
2.3 Centres for collection of payments owed by oil companies	15
2.4 Revenue streams and taxes subject to reconciliation work	15
3. APPROACH AND METHODOLOGY	18
3.1 General Awareness and Planning	18
3.2 Methodology adopted	18
4. RECONCILIATION RESULTS	21
4.1 Reconciliation by extractive company.....	22
4.2 Reconciliation by revenue stream	24
4.3 Adjustments.....	26
5. ANALYSIS OF KEY INDICATORS IN THE OIL SECTOR.....	29
5.1 Contribution made by oil companies	29
5.2 Contribution made by payments.....	29
5.3 Contribution made by Governmental body	30

6. FINDINGS AND RECOMMENDATIONS	31
7. CONCLUSIONS.....	33
ANNEXES	34
Annex 1: Details of oil companies included in the EITI 2010 reconciliation Scope	35
Annex 2: Breakdown of licenses and oil companies	36
Annex 3: Reconciliation sheets by company	38
Annex 4: EITI Timor-Leste 2010 reporting templates.....	57
Annex 5: List persons involved in the reconciliation process	62
Annex 6: Contract areas in TLEA and JPDA	64
Annex 7: Onshore Oil and Gas Seeps in Timor-Leste	65

LIST OF ABBREVIATIONS

BPA	Banking and Payments Authority
CBTL	Central Bank of Timor-Leste
EITI	Extractive Industries Transparency Initiative
ETRS	East Timor Revenue Services
FTP	First Tranche Petroleum
IFAC	International Federation of Accountants
ISRS	International Standards on Related Services
JPDA	Joint Petroleum Development Area
MSWG	Multi-Stakeholder Working Group
NPA	National Petroleum Authority
PSC	Petroleum Sharing Contract
PTA	Petroleum Tax Directorate
TL	Timor-Leste
TLEA	Timor-Leste Exclusive Area
TL-EITI	Timor-Leste Extractive Industries Transparency Initiative
VAT	Value Added Tax
WHT	Withholding Tax

MESSAGE

Once again, congratulations to all those involved in the TL-EITI

We have produced two outstanding TL-EITI reports for the years 2010 and 2011. This is very much in line with the Governments policy to be fully transparent with its people in regards to managing the nation's natural resources.

Timor Leste, will no longer comprise on contract discloser and disaggregated information.

I realize that, for one reason or another, not everyone shares the view that the current reports should be so detailed. The current reports do not have the full consensus of the TL MSG but it does have the blessing from the majority of the TL MSG.

After carefully considering the implications of publishing such a detailed report, and having carefully looked at the pros and cons, I reached the conclusion that the pros outweighed the cons, therefore as Chairperson of the TL-MSG I have ordered the publication of the 2010 and 2011 reports as agreed by the majority of TL-MSG.

The people have in their hands valuable information about how much money their resources have brought into the country, e.g. 2008-\$US2.5 billion, 2009-\$US1.7 billion, 2010-\$US2.1 billion and 2011-\$US3.4 billion.

Such a detail report will give people the confidence in their government which can translate into stability of a nation. As a post conflict nation Timor Leste has to take measures to ensure stability so that the country can enjoy economical development. These reports in their own way will contribute to the stability of our country.

Once again congratulation to all .



Alfredo Pires

Alfredo Pires
Minister of Petroleum and Mineral Resources

EXECUTIVE SUMMARY

The Third Timor-Leste Extractive Industries Transparency Initiative reconciliation covering the period from 1 January to 31 December 2010, was carried out by Moore Stephens in accordance with our Service Contract dated 30 April 2012 and as approved by the Multi-Stakeholder Working Group.

The assignment consisted of a detailed reconciliation of the payments made and declared by the Oil & Gas companies to revenue data provided by various entities and agencies of the Government of Timor-Leste.

The overall objective of the reconciliation exercise was to help the Government of Timor-Leste, and other relevant stakeholders, to determine the contribution that the Oil & Gas sector is making to the country's economy and social development, and this to improve transparency and responsibility in the extractive resources sector.

Principal findings arising from reconciliation work

The main findings resulting from our work are as follows:

1. All oil companies and all Government Agencies have lodged their reporting templates for the 2010 reconciliation exercise. In total, 20 Oil & Gas companies and 3 Government Agencies have been included in the reconciliation scope.
2. Total differences between payments declared by the oil companies during 2010 and Government Agencies receiving these payments, prior to our reconciliation work, amounted to **USD 7,572,601**, as follows:

	Companies (US\$)	Government (US\$)	Difference (US\$)	%
Total payments declared	2,157,291,800	2,149,719,199	7,572,601	0.4%

3. Following our reconciliation work, we were able to adjust all the discrepancies, both in respect of declarations made by the companies and those made by the Government Agencies:

	Companies (US\$)	Government (US\$)	Difference (US\$)	%
Total payments declared	2,149,721,568	2,149,721,568	-	0.0%

The types of adjustments made during our reconciliation work, together with their values, are detailed in section 4.3 of this report.

4. We set out in the tables below a summary of the amount declared by the extractive companies at the end of the reconciliation exercise.

No.	Company	Companies (US\$)	Government (US\$)	Differences (US\$)
1	ConocoPhillips (03-12) Pty Ltd	720,537,387	720,537,387	-
2	ConocoPhillips JPDA Pty Ltd	303,844,825	303,844,825	-
3	ConocoPhillips (Timor Sea) Pty Ltd	153,998,136	153,998,136	-
4	ConocoPhillips (03-13) Pty Ltd	106,728,004	106,728,004	-
5	ConocoPhillips (Emet) Pty Ltd	18,061,806	18,061,806	-
6	ConocoPhillips (03-19) Pty Ltd	6,558	6,558	-
7	Eni JPDA 03-103 Limited	200,932,221	200,932,221	-
8	Eni JPDA 06-105 Pty Ltd	6,989,354	6,989,354	-
9	Eni Timor Leste SpA	318,858	318,858	-
10	Santos	220,135,671	220,135,671	-
11	Inpex Sahul	226,552,562	226,552,562	-
12	Tokyo Timor Sea Resources	167,637,643	167,637,643	-
13	Woodside Petroleum	689,050	689,050	-
14	Minza Oil & Gas	90,330	90,330	-
15	Petronas	11,564,779	11,564,779	-
16	Oilex	4,476,530	4,476,530	-
17	Reliance Exploration & Production	104,880	104,880	-
18	Talisman	-	-	-
19	Japan Energy E and P	11,374	11,374	-
20	AusAid	7,041,600	7,041,600	-
	Total	2,149,721,568	2,149,721,568	-

5. We set out in the tables below a summary of the payments declared by tax at the end of the reconciliation exercise.

No.	Revenue stream	Companies (US\$)	Government (US\$)	Differences (US\$)
Petroleum Tax Directorate		897,109,913	897,109,913	-
1	Income tax	443,226,998	443,226,998	-
2	Additional Profits Tax/Supplemental Profit Tax	377,246,383	377,246,383	-
3	Branch Profits Tax	1,791,360	1,791,360	-
4	VAT	34,575,091	34,575,091	-
5	Withholding Tax	13,376,590	13,376,590	-
6	Wages Tax	6,136,664	6,136,664	-
7	Penalty / Interest	20,756,827	20,756,827	-
8	Other Payments	-	-	-
National Petroleum Authority		1,245,273,790	1,245,273,790	-
9	FTP - Condensate/Crude Oil	74,882,547	74,882,547	-
10	FTP - Liquefied Petroleum Gas	30,196,332	30,196,332	-
11	FTP - Gas	59,561,680	59,561,680	-
12	Profit oil & gas payments	1,076,609,231	1,076,609,231	-
13	JPDA - Application Fee	-	-	-
14	JPDA - Seismic Data Fee	-	-	-
15	JPDA - Development Fee	3,064,000	3,064,000	-
16	JPDA - Contract Service Fee	960,000	960,000	-
17	TL Exclusive Area - Application Fee	-	-	-
18	TL Exclusive Area - Seismic Data Fee	-	-	-
Central Bank of Timor-Leste		7,337,865	7,337,865	-
19	TL Exclusive Area - License Fee/Surface Fee	7,337,865	7,337,865	-
Total		2,149,721,568	2,149,721,568	-



Tim Woodward
Partner
Moore Stephens LLP
18 December 2012

150 Aldersgate Street
London EC1A 4AB

1. INTRODUCTION

1.1 Extractive Industries Transparency Initiative (EITI)

1.1.1 Creation

The Extractive Industries Transparency Initiative (EITI) was first announced at the World Summit for Sustainable Development in Johannesburg in 2002 (the 'Earth Summit 2002'), and officially launched in London in 2003. It was founded on the recognition that, while oil, gas and minerals can help raise living standards across the world, in countries where these resources are not managed appropriately, this may often lead to corruption and conflict and, for many people, a lower quality of life.

Accordingly, the initiative aims for improved transparency through companies in the mining sector publishing their tax payments and government organisations disclosing amounts received from those companies. EITI therefore promotes better governance in countries rich in oil, gas and mineral resources, and seeks to reduce the risk of diversion or misappropriation of funds generated by the development of a country's extractive industries. It works through the joint cooperation of governments, private sector companies, civil society groups, investors and international organizations.

There is a formal structure for the admission of countries into the EITI, in which governments wishing to obtain membership have to meet five requirements:

1. The government is required to issue an unequivocal public statement of its intention to implement the EITI;
2. The government is required to commit to work with civil society and companies on the implementation of the EITI ;
3. The government is required to appoint a senior individual to lead on the implementation of the EITI ;
4. The government is required to establish a multi-stakeholder group to oversee the implementation of the EITI; and
5. The multi-stakeholder group, in consultation with key EITI stakeholders, should agree and publish a fully costed work plan, containing measurable targets, and a timetable for implementation and incorporating an assessment of capacity constraints.

Once accepted as an EITI candidate, the country then works towards becoming fully EITI- compliant. This involves the appointment of a "credible, independent" administrator, and the disclosure and dissemination of information on payments from oil, gas and mining companies to the government in compliance with standards (subject to the checks built into the process to ensure that this information is comprehensive, comprehensible and accurate). Candidate countries are given a

reasonable timescale (usually thirty months) to become fully compliant with EITI standards.

Currently, 62 of the world's largest oil, gas and mining companies support and actively participate in the EITI process, through international commitments and industry associations. Moreover, the EITI has won the support of over 80 global investment institutions, collectively managing over 16 billion US dollars.

1.1.2 General principles

The EITI establishes an international standard allowing companies to publish how much they pay and governments to disclose how much they receive.

3.5 billion people live in countries rich in oil, gas and minerals. With good governance the exploitation of these resources can generate large revenues to foster growth and reduce poverty. However, when governance is weak, it may result in poverty, corruption, and conflict. The EITI aims to strengthen governance by improving transparency and accountability in the extractive sector.

The aim of the initiative is to encourage improved governance in resource-rich countries through the verification and full publication of company payments and government revenues from oil, gas and mining.

The EITI is a coalition of governments, companies, civil society groups, investors and international organisations. In 2005, the EITI carried out a lengthy and exhaustive consultation process so as to map out the future of the initiative. This was carried out by the International Advisory Group (IAG), which produced a report containing the EITI's governance structure, agreed methodology and future direction.

The EITI has a robust yet flexible methodology that ensures a global standard is maintained throughout the different implementing countries. The EITI Board and the International Secretariat are the guarantors of this methodology. Implementation itself, however, is the responsibility of each individual country. The EITI, in a nutshell, is a globally developed standard that promotes revenue transparency at the local level.

The EITI Source Book provides an illustrative guide to assist countries wishing to implement the initiative, and companies and other stakeholders wishing to support implementation. The EITI rules, including the validation guidelines, establish the methodology countries need to follow to become fully compliant with the EITI.

1.1.3 Advantages

Implementation of the EITI can provide a wide range of benefits:

- Countries rich in natural resources such as oil, gas, and minerals have a tendency to under-perform economically, have a higher incidence of conflict, and suffer from poor governance. These effects are not inevitable and it is hoped that by

encouraging greater transparency in countries rich in these resources, some of the potential negative impacts can be mitigated.

- Benefits for implementing countries include an improved investment climate by providing a clear signal to investors and international financial institutions that the government is committed to greater transparency. The EITI also assists in strengthening accountability and good governance, as well as promoting greater economic and political stability. This, in turn, can contribute to the prevention of conflict based around the oil, mining and gas sectors.
- Benefits to companies and investors centre on mitigating political and reputational risks. Political instability caused by opaque governance is a clear threat to investment. In extractive industries, where investments are capital-intensive and dependent on long-term stability to generate returns, reducing such instability is beneficial for business. Transparency of payments made to a government can also help to demonstrate the contribution that their investment makes to a country.
- Benefits to civil society come from increasing the amount of information in the public domain about the revenues that governments manage on behalf of citizens, thereby making governments more accountable.

1.1.4 National implementation

To become an EITI candidate, the applicant country must meet the five sign-up requirements. Once these have been met, the implementation of the EITI involves a range of activities to strengthen transparency of revenues from natural resources. These activities are documented as part of the countries' action plans.

To become – and remain – EITI-compliant, or to maintain its candidate status, the country must complete the EITI's validation process. Validation, as an international norm, is a fundamental element of the EITI. It allows for an independent valuation of the progress made by implementing countries in relation to the EITI, and of the measures that they have to adapt in order to develop as quickly and successfully as possible. This assessment is carried out by an independent reviewer, following the methodology determined by the EITI rules. The EITI's Administrative Council supervises the validation process and reviews the validation reports.

If, in the EITI International Board's judgement, a country has met all the validation criteria, that country will be recognised as complying with the EITI's requirements. Should the validation report show that a country has made progress but does not meet all EITI criteria, that country will remain as a candidate. If the validation does not indicate any significant progress, the EITI International Board can revoke a country's candidate status. Timor-Leste is one of the EITI compliant countries.

1.2 The EITI in Timor-Leste

1.2.1 Implementation of the EITI in Timor-Leste

Since June 2003, the Government of Timor-Leste has unequivocally declared its commitment to implement the EITI. In late 2006, the Timor-Leste Government invited Civil Society and Oil Companies to nominate their representatives to form a Multi-Stakeholder Working Group (MSWG). The first MSWG meeting was held in Dili on 15 May 2007, guaranteeing that Timor-Leste had fulfilled one of the EITI requirements to become a candidate. Timor-Leste's newly elected government continued to work on the EITI process, and later that year finalized the EITI Timor-Leste Work Plan, while also agreeing on the Terms of Reference for the MSWG. Upon completion of the process and submission of the required documents to the EITI Board, Timor-Leste was admitted as a candidate on 22 February 2008.

By publishing and disseminating the first EITI report in December 2009 Timor-Leste achieved the final requirements for validation in line with the TL-EITI Work Plan.

On 6 April 2010 the MSWG approved the final validation report, which stated Timor-Leste had complied with all the requirements. The EITI Board duly designated Timor-Leste as a compliant country on 1 July 2010 - the first country in Southeast Asia to achieve the "compliant" status and the third EITI-compliant nation in the world. Timor-Leste needs to have its EITI status revalidated by June 2015.

1.2.2 EITI governance in Timor-Leste

On 24 August 2007, the EITI Secretariat was created through commitment from MSWG. The Secretary of State of the Natural Resources was designated as focal point of the EITI process in Timor-Leste. The MSWG is chaired by the Secretary of State of Natural Resources. The MSWG comprises the following members:

- secretary of State for Natural Resources (Chairperson);
- two (2) representatives of the Ministry of Finance;
- representative of the Banking and Payments Authority (BPA);
- two (2) representatives of the State Secretariat of Natural Resources;
- three (3) representatives of the Civil Society; and
- three (3) representatives of oil companies.

The MSWG is dedicated to the overall EITI strategy, both political and strategic, and to the supervision of the implementation of the EITI process, as well as the evaluation of its impact on sustainable development and alleviation of poverty. The Committee has a tripartite structure including representatives of the government, the private sector and civil society.

A National EITI Coordinator was appointed to manage the EITI Secretariat. The Secretariat is in charge of the implementation of decisions made by the MSWG, and the day-to-day running of implementation activities for the EITI process in Timor-Leste.

1.3 The national context of the oil sector in Timor-Leste

Timor-Leste petroleum sector consists of two different jurisdictions with relevant legal and fiscal regimes: Joint Petroleum Development Area (JPDA), which is jointly managed by Australia and Timor-Leste, and Timor-Leste Exclusive Area (TLEA) and onshore prospects.

The National Petroleum Authority (NPA), which was established by Decree Law No. 20/2008, is the official institution to administer the petroleum activities in both jurisdictions (JPDA and TLEA).

Timor-Leste benefits from the commercial exploitation of petroleum resources in the Joint Petroleum Development Area (JPDA) in the Timor Sea, which are shared with Australia. Australia and East Timor have three treaties between them that govern maritime arrangements in the Timor Sea. The Treaty on Certain Maritime Arrangements in the Timor Sea, which entered into force on 23 February 2007, sets aside the question of maritime boundaries and jurisdiction between the two countries. The treaty allows for the exploration and exploitation of petroleum resources in the JPDA for the benefit of both countries.

Oil and gas revenues have surged since 2005 as major projects in the Joint Petroleum Development Area that Timor-Leste shares with Australia have come online. The Timor-Leste Government set up a special Petroleum Fund in 2005 to facilitate the sustainable use of its revenues over the long term. Petroleum Fund assets reached \$6.9 billion in 2010.

2. OBJECTIVES AND SCOPE OF THE ENGAGEMENT

2.1 Objectives of the engagement

The objective of the engagement was to carry out a detailed reconciliation of payments made by relevant oil and gas companies to revenue data provided by Government Agencies of Timor-Leste within the scope defined by the MSWG, in order to produce and make available data on the revenues generated in 2010 by the oil industries in Timor-Leste. Specifically, the main tasks performed to achieve this objective included:

- a review of the documentation already prepared by the EITI Secretariat, namely the list of oil companies involved in the reconciliation exercise, the payment flows and taxes, and the reporting templates;
- a review of the reporting templates prepared by the Technical Secretariat to ensure compliance with regulations prevailing in Timor-Leste. To this end, we made a number of amendments to the reporting templates, which were discussed and agreed with the MSWG;
- discussions with the stakeholders concerning progress made during the engagement and the preparation of the amended reporting templates;
- performing a preliminary examination of all reports received from the reporting stakeholders to identify any inconsistencies between the reports of the Government Agencies and those of individual or consolidated companies. After the preliminary examination, reporting templates covering our initial findings were prepared, detailing which amounts were in agreement with the Government Agencies' records, and which were inconsistent or incomplete;
- a follow up of issues with those entities identified as having submitted inconsistent or incomplete reports was conducted initially by making enquiries of the relevant reporting entities as well as requesting explanations and additional documents;
- preparation of a Final Report, including reconciled and verified payments made to the Government Agencies by taxpayers and the verified revenues received by the Government Agencies from these taxpayers during the period under review; and
- identification of any insufficiencies and provision of best-practice recommendations in order to improve the reporting systems and the implementation of the EITI process in Timor-Leste.

2.2 Extractive companies¹ involved in the reconciliation

The terms of reference established by the MSWG defined the scope of work of the assignment which covers companies operating in the oil and gas sector.

At the start of the engagement, and based on the list of reporting stakeholders prepared by the MSWG, 18 companies were included in the 2010 reconciliation

exercise. During the course of the mission, two (2) companies were added: Japan Energy E and P and AusAid².

The companies included in the reconciliation scope are set out in the table below:

1	ConocoPhillips (03-12) Pty Ltd	11	Inpex Sahul
2	ConocoPhillips JPDA Pty Ltd	12	Tokyo Timor Sea Resources
3	ConocoPhillips (Timor Sea) Pty Ltd	13	Woodside Petroleum
4	ConocoPhillips (03-13) Pty Ltd	14	Minza Oil & Gas
5	ConocoPhillips (Emet) Pty Ltd	15	Petronas
6	ConocoPhillips (03-19) Pty Ltd	16	Oilex
7	Eni JPDA 03-103 Limited	17	Reliance Exploration & Production
8	Eni JPDA 06-105 Pty Ltd	18	Talisman
9	Eni Timor Leste SpA	19	Japan Energy E and P
10	Santos	20	AusAid

A table detailing the permits/licences by company is included in Annex 2.

2.3 Centres for collection of payments owed by oil companies

The Government Agencies involved in the collection of the various revenue streams are as listed below:

- Petroleum Tax Directorate (PTA);
- National Petroleum Authority (NPA); and
- Central Bank of Timor-Leste (CBTL).

2.4 Revenue streams and taxes subject to reconciliation work

The revenues and taxes relevant for our reconciliation work were split into three categories according to the recipient Government Agencies and are detailed as follows:

¹ The term 'Extractive Company' or 'Oil Company' refers to a paying entity and not always a company in the strict sense of the word. This means that all entities making payments to the Government are considered as Oil Companies or Extractive Companies. The same applies to the term extractive sector. Some entities are not undertaking extractive activities but they are considered as 'extractive companies/industries' because they are linked to the extractive sector (such as pipeline management companies, exploration companies, etc.).

² AusAid is the Australian Government agency responsible for managing Australia's overseas aid programmes. AusAid is paying an annual pipeline fee to the Central Bank of Timor-Leste. AusAid will be treated as Oil Company in this report.

No.	Revenue stream	Description
Petroleum Tax Directorate		
1	Income tax	Tax on taxable income of tax payer for each tax year. Taxable income is calculated as the assessable gross income derived by the taxpayer in the tax year less deductions allowed under the present Regulation for expenses incurred to derive gross income.
2	Additional Profits Tax/Supplemental Profit Tax	Additional income tax payable by a Contractor that has a positive amount of accumulated net receipts derived from the Bayu Undan Project for a tax year defined in the Taxation of Bayu Undan Contractors Act (Timor-Leste 2003).
3	Branch Profits Tax	Tax applicable to foreign subsidiary company at 15% after income tax. This tax conceptually similar to dividend tax.
4	VAT	Tax on Goods and Services and Sales tax on Luxury Goods.
5	Withholding Tax (WHT)	This is a tax where any person or company making certain payments is required to deduct from such payments and remit to the East-Timor Revenue Services (ETRS). The payments that attract WHT include management and consultancy fees, commissions, rent dividends and payments to non-resident contractors.
6	Wages Tax	Tax on the wages of employees.
7	Penalty / Interest	Penalty or interest on late payment of the State's share of Royalties and Profits on oil/gas.
8	Other Payments	Any taxes other than those already mentioned above.
National Petroleum Authority		
9	FTP - Condensate/Crude Oil	A production payment made pursuant to a Production Sharing Contract between the Timor-Leste Government and a Company relating to sales of condensate.

No.	Revenue stream	Description
10	FTP - Liquefied Petroleum Gas	A production payment made pursuant to a Production Sharing Contract between the Timor-Leste Government and a Company relating to sales of LPG.
11	FTP - Gas	A production payment made pursuant to a Production Sharing Contract between the Timor-Leste Government and a Company relating to sales of natural gas.
12	Profit oil & gas payments	A production payment made pursuant to a Production Sharing Contract between the Timor-Leste Government and a Company relating to profit on sale of condensate, LPG and natural gas.
13	JPDA - Application Fee	The fee to be lodged with applications for Production a sharing Contract.
14	JPDA - Seismic Data Fee	Fee payable to NPA when a company acquires seismic data in the JPDA.
15	JPDA - Development Fee	Applies when a commercial discovery is declared by the contractor. Fees based on the size of the discovery oil and gas reserve.
16	JPDA - Contract Service Fee	Surface fee.
17	TL Exclusive Area - Application Fee	Fee payable when company applies to compete in licensing round.
18	TL Exclusive Area - Seismic Data Fee	Fee payable to NPA when company acquire seismic data in the TLEA.
Central Bank of Timor-Leste		
19	TL Exclusive Area - License Fee/Surface Fee	A fee levied in connection with a licence. A licence is an arrangement between an extractive Company and the Government regarding specific geographical or geological areas and mineral operations relating thereto. A licence is also used to define a permit, an acreage position, a contract area, a lease or a block.

3. APPROACH AND METHODOLOGY

We carried out our reconciliation engagement in line with ISRS (International Standards on Related Services), more precisely standard 4400, 'Engagements to perform agreed-upon procedures regarding financial information', as well as the IFAC Code of Ethics.

3.1 General Awareness and Planning

Our visit to the EITI Secretariat in Timor-Leste started on 14 May 2012 with an opening meeting with the members of the Secretariat and MSWG, during which we were able to:

- discuss our planning for the reconciliation exercise ;
- discuss the reconciliation scope for the year ended 31 December 2010 ;
- clarify certain technical issues and make recommendations.

During this phase, we held meetings with the stakeholders involved in the Timor-Leste EITI process in order to communicate to them the framework of our assignment, as well as the key stages of the reconciliation process. The stakeholders we met are listed in the table below:

Secretary of State of the Natural Resources

Petroleum Tax Directorate (PTA);

National Petroleum Authority (NPA); and

Central Bank of Timor-Leste (CBTL).

3.2 Methodology adopted

3.2.1 Payment declarations – gathering of data

4 reporting templates were used for declarations from extractive companies and for declarations from the Governmental Agencies:

- Reporting template for Oil companies;
- Reporting template for PTA;
- Reporting template for NPA; and
- Reporting template for CBTL

These templates were drawn up by the MSGW, to which we introduced minor changes in order to facilitate the reconciliation work.

The template formats were discussed and approved by the MSGW before being forwarded to all companies and Government Agencies selected in accordance with our scope of work, as detailed in paragraphs 2.2 and 2.3 of this report.

3.2.2 Reconciliation work

In accordance with the Terms of Reference, our objective was to produce an EITI report, by gathering data on payments made by oil companies to the Government during the year 2010, and amounts received by the Government from these companies in the same period, and reconciling these data. Our work comprised the following stages:

- reconciliation of payments declared by oil companies with receipts declared by government ministries and agencies. This reconciliation was carried out payment by payment, according to the agency receiving the monies;
- identification of significant differences or discrepancies, and attempts to establish why these had occurred; and
- identification of required adjustments. These adjustments can be to amounts declared by companies, or to amounts declared by the government.

We can define the work carried out more specifically:

- i. familiarising ourselves with the payments, taxes and duties relevant to the 2010 reconciliation scope. This familiarisation process focused on the different types of taxes, their mode of payment, the frequency of reporting, the administrative bodies to which amounts are due, etc.;
- ii. comparing, on a line-by-line basis, payments stated on extractive companies' reporting templates with receipts stated on reporting templates from administrative bodies;
- iii. identifying any discrepancies on these reporting templates, and detecting any incidences of taxes being miscalculated or misclassified;
- iv. requesting explanations and clarifications of the discrepancies identified from the companies and Government Agencies. Such requests took place by telephone, by e-mail, or by visiting these entities' premises;
- v. making adjustments for any discrepancies, and finalising the figures for companies working in the extractive sector and Government Agencies;
- vi. identifying differences by tax, between payments declared by companies working in the oil sector and receipts declared by the Government;

- vii. liaising with officials from the various Government Agencies in order to get a breakdown of the total amounts included in their reporting templates;
- viii. reconciling detailed data received from both oil companies and Government Agencies, by tax, by date, and by type of payment;
- ix. analysing explanations provided by both parties, and categorising discrepancies;
- x. making adjustments for differences that had been substantiated, both in respect of oil companies and administrative bodies; and
- xi. completing our work and preparing our report.

3.2.3 Drafting of report

We have prepared a report on the results of our reconciliation work. This report comprises:

- an explanation of the engagement's context and objectives;
- documentation of the EITI's activities and the scope of our work ;
- an explanation of the approach and methodology we adopted ;
- numerical conclusions arising from our reconciliation of payments made by oil companies and amounts received from the Government from these companies;
- comments on weaknesses detected at the organisational level, and in EITI's systems, where these have an impact on our reconciliation work ; and
- recommendations aiming to mitigate any such weaknesses in future exercises.

4. RECONCILIATION RESULTS

We present below the detailed results of our reconciliation work, as well as the differences noted between amounts paid by extractive companies and the amounts received by the Government Agencies.

We have reported the amounts initially declared and the adjustments made by ourselves following our reconciliation work.

The tables below give a summary of the differences between the payments reported by extractive companies and receipts reported by the various government agencies. The tables include consolidated figures based on the reporting templates made by each of the oil companies and governmental bodies, the adjustments made by ourselves based on our reconciliation work. Detailed reconciliation reports for each company are included in Annex 3

4.1 Reconciliation by extractive company

Details of our reconciliation of payments made and received by extractive company are as follows:

Figures in USD

No.	Company	Templates originally lodged			Adjustments			Final amounts		
		Company	Government	Difference	Company	Government	Difference	Company	Government	Difference
1	ConocoPhillips (03-12) Pty Ltd	720,531,855	720,537,387	(5,532)	5,532	-	5,532	720,537,387	720,537,387	-
2	ConocoPhillips JPDA Pty Ltd	303,844,825	303,844,825	-	-	-	-	303,844,825	303,844,825	-
3	ConocoPhillips (Timor Sea) Pty Ltd	153,998,136	153,998,136	-	-	-	-	153,998,136	153,998,136	-
4	ConocoPhillips (03-13) Pty Ltd	106,728,004	106,728,004	-	-	-	-	106,728,004	106,728,004	-
5	ConocoPhillips (Emet) Pty Ltd	18,061,806	18,061,806	-	-	-	-	18,061,806	18,061,806	-
6	ConocoPhillips (03-19) Pty Ltd	6,558	6,558	-	-	-	-	6,558	6,558	-
7	Eni JPDA 03-103 Limited	200,932,221	200,932,221	-	-	-	-	200,932,221	200,932,221	-
8	Eni JPDA 06-105 Pty Ltd	6,973,586	6,989,354	(15,768)	15,768	-	15,768	6,989,354	6,989,354	-
9	Eni Timor Leste	318,858	318,858	-	-	-	-	318,858	318,858	-

Independent Reconciliation Report for the year ended 31 December 2010

SpA										
10 Santos	234,794,815	220,135,671	14,659,144	(14,659,144)	-	(14,659,144)	220,135,671	220,135,671	-	
11 Inpex Sahul	226,552,562	226,552,562	-	-	-	-	226,552,562	226,552,562	-	
12 Tokyo Timor Sea Resources	167,637,643	167,637,643	-	-	-	-	167,637,643	167,637,643	-	
13 Woodside Petroleum	689,050	689,050	-	-	-	-	689,050	689,050	-	
14 Minza Oil & Gas	90,330	90,330	-	-	-	-	90,330	90,330	-	
15 Petronas	11,564,672	11,564,779	(107)	107	-	107	11,564,779	11,564,779	-	
16 Oilex	4,476,530	4,474,161	2,369	-	2,369	(2,369)	4,476,530	4,476,530	-	
17 Reliance Exploration & Production	78,925	104,880	(25,955)	25,955	-	25,955	104,880	104,880	-	
18 Talisman	-	-	-	-	-	-	-	-	-	
19 Japan Energy E and P	11,424	11,374	50	(50)	-	(50)	11,374	11,374	-	
20 AusAid	-	7,041,600	(7,041,600)	7,041,600	-	7,041,600	7,041,600	7,041,600	-	
Total	2,157,291,800	2,149,719,199	7,572,601	(7,570,232)	2,369	(7,572,601)	2,149,721,568	2,149,721,568	-	

4.2 Reconciliation by revenue stream

The table below shows total payment streams reported by governmental bodies and oil companies, taking into account all adjustments.

Figures in USD

N°	Description of Payment	Templates originally lodged			Adjustments			Final amounts		
		Company	Government	Difference	Company	Government	Difference	Company	Government	Difference
	Petroleum Tax Directorate	897,121,773	897,107,544	14,229	(11,860)	2,369	(14,229)	897,109,913	897,109,913	-
1	Income tax	447,320,724	451,875,651	(4,554,927)	(4,093,726)	(8,648,653)	4,554,927	443,226,998	443,226,998	-
2	Additional Profits Tax/Supplemental Profit Tax	374,624,347	373,635,557	988,790	2,622,037	3,610,827	(988,790)	377,246,384	377,246,384	-
3	Branch Profits Tax	1,626,747	-	1,626,747	164,613	1,791,360	(1,626,747)	1,791,360	1,791,360	-
4	VAT	27,745,017	34,887,090	(7,142,073)	6,830,074	(311,999)	7,142,073	34,575,091	34,575,091	-
5	Withholding Tax	20,513,323	13,104,377	7,408,946	(7,136,734)	272,212	(7,408,946)	13,376,589	13,376,589	-
6	Wages Tax	5,857,857	6,094,508	(236,651)	278,807	42,156	236,651	6,136,664	6,136,664	-
7	Penalty / Interest	12,828,898	17,510,361	(4,681,463)	7,927,929	3,246,466	4,681,463	20,756,827	20,756,827	-
8	Other Payments	6,604,860	-	6,604,860	(6,604,860)	-	(6,604,860)	-	-	-
	National Petroleum Authority	1,259,927,402	1,245,273,790	14,653,612	(14,653,612)	-	(14,653,612)	1,245,273,790	1,245,273,790	-
9	FTP - Condensate/Crude Oil	74,882,304	74,882,547	(243)	243	-	243	74,882,547	74,882,547	-
10	FTP - Liquefied Petroleum	30,191,043	30,196,332	(5,289)	5,289	-	5,289	30,196,332	30,196,332	-

Gas										
11	FTP - Gas	59,561,680	59,561,680	-	-	-	-	59,561,680	59,561,680	-
12	Profit oil & gas payments	1,091,268,375	1,076,609,231	14,659,144	(14,659,144)	-	(14,659,144)	1,076,609,231	1,076,609,231	-
13	JPDA - Application Fee	-	-	-	-	-	-	-	-	-
14	JPDA - Seismic Data Fee	-	-	-	-	-	-	-	-	-
15	JPDA - Development Fee	3,064,000	3,064,000	-	-	-	-	3,064,000	3,064,000	-
16	JPDA - Contract Service Fee	960,000	960,000	-	-	-	-	960,000	960,000	-
17	TL Exclusive Area - Application Fee	-	-	-	-	-	-	-	-	-
18	TL Exclusive Area - Seismic Data Fee	-	-	-	-	-	-	-	-	-
Central Bank of Timor-Leste		242,625	7,337,865	(7,095,240)	7,095,240	-	7,095,240	7,337,865	7,337,865	-
19	TL Exclusive Area - License Fee/Surface Fee	242,625	7,337,865	(7,095,240)	7,095,240	-	7,095,240	7,337,865	7,337,865	-
Total payments		2,157,291,800	2,149,719,199	7,572,601	(7,570,232)	2,369	(7,572,601)	2,149,721,568	2,149,721,568	-

4.3 Adjustments

4.3.1 For oil companies

Adjustments made in respect of reporting templates sent by oil companies can be summarised as follows:

Adjustments to extractive company payments	Total Amount (USD)
Tax paid not reported (a)	25,160,873
Tax paid reported but outside the period covered (b)	(32,736,362)
Tax amount incorrectly reported	5,257
Total added to amounts originally reported	(7,570,232)

- (a) These are payments made, but not reported, by oil companies. The significant adjustments (99% of the USD 25,160,873 total adjustment) were made in respect of Santos and AusAid.

Santos used the accruals basis to report payments and did not declare the Profit Oil & Gas payments made in January and February 2010 (relating to November and December 2009 declarations).

During our reconciliation work, AusAid failed to submit its reporting template as the company could not be contacted. BCTL stated that, in 2010, it received a total of USD 7,041,600 in relation to Annual Pipeline Fees from AusAid. This amount was confirmed by the Australian Government by an official letter.

- (b) These are payments reported, but were paid outside of the reconciliation period, i.e. before 1 January 2010 or after 31 December 2010. The significant adjustments made were in respect of Santos. As mentioned above the company used the accruals basis to report payments and declared the payments for Profit Oil & Gas relating to November and December 2010 which were paid in January and February 2011.

Confirmation has been received from the company for these amounts, which were initially declared by the Government Agencies.

The adjustments made to the payments declared by oil companies are broken down as follows:

Figures in USD

Company	Tax paid not reported	Tax paid reported but outside the period covered	Tax amount incorrectly reported	Total Extractive company Adjustments
ConocoPhillips (03-12) Pty Ltd	-	-	5,532	5,532
Eni JPDA 06-105 Pty Ltd	15,993	-	(225)	15,768
Santos	18,045,905	(32,705,049)	-	(14,659,144)
Petronas	-	107	-	107
Reliance Exploration & Production	57,375	(31,420)	-	25,955
Japan Energy E and P	-	-	(50)	(50)
AusAid	7,041,600	-	-	7,041,600
Total	25,160,873	(32,736,362)	5,257	(7,570,232)

The adjustments made to the payments declared by oil companies, by tax, are broken down as follows:

Figures in USD

Revenue stream	Tax paid not reported	Tax paid reported but outside the period covered	Tax amount incorrectly reported	Tax incorrectly classified	Total oil company Adjustments
Income tax	15,993	-	-	(4,109,719)	(4,093,726)
Additional Profits Tax/Supplemental Profit Tax	-	-	-	2,622,037	2,622,037
Branch Profits Tax	-	-	-	164,613	164,613
VAT	-	-	(100)	6,830,174	6,830,074
Withholding Tax	330	(31,313)	(175)	(7,105,576)	(7,136,734)
Wages Tax	3,405	-	-	275,402	278,807
Penalty / Interest	-	-	-	7,927,929	7,927,929
Other Payments	-	-	-	(6,604,860)	(6,604,860)
FTP - Condensate/Crude Oil	-	-	243	-	243
FTP - Liquefied Petroleum Gas	-	-	5,289	-	5,289
Profit oil & gas payments	18,045,905	(32,705,049)	-	-	(14,659,144)
TL Exclusive Area - License Fee/Surface Fee	7,095,240	-	-	-	7,095,240
Total	25,160,873	(32,736,362)	5,257	-	(7,570,232)

4.3.2 For Government Agencies

Adjustments made in respect of amounts declared by Government Agencies, by company, are summarised as follows:

Adjustments to Government payments	Total Amount (USD)
Tax received not reported (from Oilex)	2,369
Total added to amounts originally reported	2,369

The adjustments made to the payments declared by Government Agencies, by tax, are broken down as follows:

Figures in USD

Revenue stream	Tax received not reported	Tax incorrectly classified	Total Government Adjustments
Petroleum Tax Directorate			
Income tax	-	(8,648,653)	(8,648,653)
Additional Profits Tax/Supplemental Profit Tax	-	3,610,827	3,610,827
Branch Profits Tax	-	1,791,360	1,791,360
VAT	-	(311,999)	(311,999)
Withholding Tax	223	271,989	272,212
Wages Tax	2,146	40,010	42,156
Penalty / Interest	-	3,246,466	3,246,466
Total	2,369	-	2,369

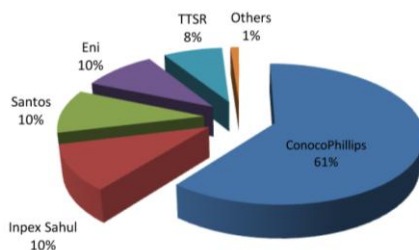
5. ANALYSIS OF KEY INDICATORS IN THE OIL SECTOR

5.1 Contribution made by oil companies

The table below summarises payments, after adjustments, by company, and the inflows reported by the different Governmental bodies.

The table includes consolidated figures, after adjustments, based on the declarations made by each of the extractive companies, and those made by governmental bodies. The figures provide us with detailed data, by company, of receipts from the oil sector:

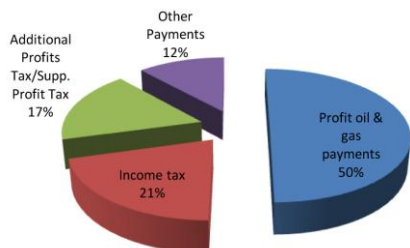
Company	Government revenue (USD)	% of total payment
ConocoPhillips (6 entities)	1,303,176,716	61%
InpexSahul	226,552,562	10%
Santos	220,135,671	10%
Eni (3 entities)	208,240,433	10%
Tokyo Timor Sea Resources	167,637,643	8%
Others (7 companies)	23,978,543	1%
Total oil sector	2,149,721,568	100%



5.2 Contribution made by payments

The most significant receipts, in terms of contribution, are as follows:

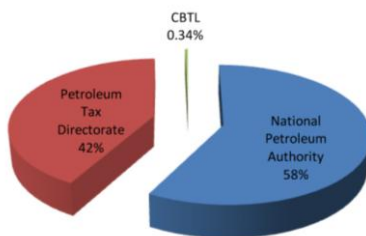
Payment stream	Government revenue (USD)	% of total payment
Profit oil & gas payments	1,076,609,231	50%
Income tax	443,226,998	21%
Additional Profits Tax/ Supplemental Profit Tax	377,246,384	17%
Others (16 payment streams)	252,638,955	12%
Total oil sector	2,149,721,568	100%



5.3 Contribution made by Governmental body

The table below summarises payments, after adjustments, by governmental body.

Governmental body	Government revenue (USD)	% of total payment
National Petroleum Authority	1,245,273,790	58%
Petroleum Tax Directorate	897,109,913	42%
Central Bank of Timor-Leste	7,337,865	0.34%
Total oil sector	2,149,721,568	100%



6. FINDINGS AND RECOMMENDATIONS

1. TL-EITI database

It appears that to date, the TL-EITI Secretariat does not have a comprehensive database of all extractive companies operating in the oil sector. We understand that this situation arises because there is no formal communication between the EITI Secretariat and the Government Agencies with regard to the oil companies operating in the oil sector. In some cases making contact with extractive companies can be difficult as no contact details are available.

We recommend that the TL-EITI Secretariat should create a database of extractive companies following our reconciliation exercise. The Secretariat should then liaise with the Government Agencies to ensure it obtains adequate information regularly and updates its database accordingly. To this end, we believe it is vital that any new entrants to the oil sector are registered with the TL-EITI Secretariat as part of the process before or at the same time as they obtain their operating licence. A regular review with the Government Agencies of the list of oil companies licensed to operate in the sector is recommended.

2. Reconciliation scope – Scoping study

We note that two oil companies operating in Timor-Leste were not included in the reconciliation scope, i.e. Japan Energy and AusAid.

We further note that there are some fees paid to BCTL, such as annual pipeline fees and an exploration fee which were not included in the reporting templates prepared and approved by the MSWG. On the other hand there were several revenue streams included in the reporting template for which no payments were made by oil companies.

This situation caused delays in collecting the data from the oil companies and Government Agencies and the preparation of the report.

We recommend for future years that a scoping study is carried out before each exercise in order to define the reconciliation scope including:

- *the activities to be considered (oil, gas, minerals, etc.);*
- *the revenue streams to be reconciled;*
- *the extractive companies that will report; and*
- *the government agencies included in the process.*

The scoping study will also lead to the definition and design of the reporting template to be used for the declaration of payments and receipts by the oil companies and the Government Agencies.

3. Certified reporting templates

In accordance with recommendations 12 and 13 of the 2011 EITI rules the MSWG is required to ensure that companies and Government Agencies reports are based on accounts audited to international standards.

We note that there were no instructions given to oil companies and Government Agencies to submit reporting templates certified by an auditor.

We recommend for the future years that the MSWG takes necessary steps to ensure that reports submitted by oil companies and Government Agencies are certified by a designated external auditor (in the case of extractive companies), or a public entity/authority in the case of Government Agencies.

7. CONCLUSIONS

Our conclusions from the reconciliation work carried out for the year to 31 December 2010 can be summarised as follows:

1. We noted a number of discrepancies between payments declared by oil companies and receipts declared by Government Agencies. We were able to adjust all of these discrepancies, both in respect of declarations made by these companies and those made by the Government Agencies.
2. A number of significant adjustments were made in order to reconcile the amounts originally reported on the templates submitted. Most of the individual discrepancies come from the oil companies reports and arose for the following reasons:
 - a. Payments incorrectly classified oil companies and Government Agencies amounted to USD 53M in absolute value;
 - b. Several payments made by oil companies, totalling USD 32.7M, were reported in respect of incorrect periods (outside 2010); and
 - c. Several amounts paid by oil companies, totalling USD 25M, were not reported in their templates;

All these issues arose in prior years' reports and we believe that they can be easily addressed.

3. Lastly, we have made a number of recommendations for improvements in the reconciliation process which are set out in Section 6 above.

ANNEXES

Annex 1: Details of oil companies included in the EITI 2010 reconciliation scope

No.	Company	Founding date	Activity	Nationality	Extracted product
1	ConocoPhillips	1917	Oil & Gas	USA	Natural Gas; Patio Heater; BP Crude Oil; Natural Gas Connection; Commercial Natural Gas; Liquid Natural Gas
2	Eni	1926	Oil & Gas	Italy	na
3	Santos	1954	Oil & Gas	Australia	Oil; Natural Gas; Lubricant Petrochemical
4	Inpex Sahul	1986	Oil & Gas	Australia	Oil & Gas
5	Tokyo Timor Sea Resources	1970	Oil & Gas	Japan	na
6	Woodside Petroleum	1954	Oil & Gas	Australia	Oil & Gas
7	Minza Oil & Gas	na	Oil & Gas	Japan	Oil & Gas
8	Petronas	1974	Oil & Gas	Malaysia	na
9	Oilex	na	Oil & Gas	Australia	Oil & Gas
10	Reliance Exploration & Production	1958	Petroleum refining & Marketing	India	Petroleum Refining
11	Talisman	1992	Oil & Gas industries	Canada	Oil & Gas
12	Japan Energy E and P	na	na	na	na
13	AusAid	na	na	na	na

na: not available

Annex 2: Breakdown of licenses and oil companies

Licence reference	Operator	Companies	Extracted product	Licence type	Granted	Expires	Area
JPDA 03-12	ConocoPhillips	ConocoPhillips Santos InpexSahul Tokyo Timor Sea Resources	Condensate, LPG, LNG	PSC	02/04/2003	06/02/2022	JPDA
JPDA 03-13	ConocoPhillips	ConocoPhillips Eni Santos InpexSahul	Condensate, LPG, LNG	PSC	02/04/2003	16/12/2021	JPDA
JPDA 03-19	Woodside Petroleum	Woodside petroleum Shell Development Osaka Gas Sunrise Conoco Phillips	Gas	PSC	02/04/2003	04/10/2026	JPDA
JPDA 03-20	Woodside Petroleum	Woodside petroleum Shell Development Osaka Gas Sunrise Conoco Phillips	Gas	PSC	02/04/2003	13/11/2026	JPDA
JPDA 06-101 A	Minza Oil & Gas	Minza Oil & Gas	na	PSC	09/03/2007	09/03/2014	JPDA
JPDA 06-102	Petronas	PetronasCarigali Korean Gas Samsung Oil & Gas LG	na	PSC	29/12/2006	29/12/2010	JPDA

Licence reference	Operator	Companies	Extracted product	Licence type	Granted	Expires	Area
JPDA 06-103	Oilex	Oilex Japan Energy Corporation Videocon Bharat PetroResources GSPC Pan Pacific Petroleum	na	PSC	15/01/2007	15/01/2014	JPDA
JPDA 06-105	Eni	Eni Inpex Talisman	Light Crude Oil	PSC	22/09/2006	22/09/2012	JPDA
S-06-01 (Block A)	Eni	Eni GALP ExploracaoProducaoPetrolifera Korea Gas Corporation	na	PSC	03/11/2006	03/11/2010	TLEA
S-06-02 (Block B)	Eni	Eni GALP ExploracaoProducaoPetrolifera Korea Gas Corporation	na	PSC	03/11/2006	03/11/2013	TLEA
S-06-03 (Block C)	Eni	Eni GALP ExploracaoProducaoPetrolifera Korea Gas Corporation	na	PSC	03/11/2006	03/11/2013	TLEA
S-06-04 (Block E)	Eni	Eni GALP ExploracaoProducaoPetrolifera Korea Gas Corporation	na	PSC	03/11/2006	03/11/2013	TLEA
S-06-05 (Block H)	Eni	Eni GALP ExploracaoProducaoPetrolifera Korea Gas Corporation	na	PSC	03/11/2006	03/11/2013	TLEA
S-06-06 (Block K)	Reliance	Reliance Exploration & Production Oil India Limited India Oil Corporation Limited	na	PSC	16/11/2006	16/11/2011	TLEA

na: not available.

Annex 3: Reconciliation sheets by company

Company name:		ConocoPhillips (03-12) Pty Ltd			Reporting period:			2010	Final difference
N°	Description of Payment	Per Company			Per Government				
		Original	Adjust	Final	Original	Adjust	Final		
Petroleum Tax Directorate		262,085,843	-	262,085,843	262,085,843	-	262,085,843	-	
1	Income tax	117,632,681	470,320	118,103,001	118,832,936	(729,935)	118,103,001	-	
2	Additional Profits Tax/Supplemental Profit Tax	102,647,408	-	102,647,408	102,647,408	-	102,647,408	-	
3	Branch Profits Tax	1,200,255	164,613	1,364,868	-	1,364,868	1,364,868	-	
4	VAT	21,342,360	-	21,342,360	21,342,360	-	21,342,360	-	
5	Withholding Tax	4,173,721	(176,800)	3,996,921	3,996,921	-	3,996,921	-	
6	Wages Tax	5,522,808	176,800	5,699,608	5,699,608	-	5,699,608	-	
7	Penalty / Interest	9,566,610	(634,933)	8,931,677	9,566,610	(634,933)	8,931,677	-	
8	Other Payments	-	-	-	-	-	-	-	
National Petroleum Authority		458,446,012	5,532	458,451,544	458,451,544	-	458,451,544	-	
9	FTP - Condensate/Crude Oil	67,677,684	243	67,677,927	67,677,927	-	67,677,927	-	
10	FTP - Liquefied Petroleum Gas	30,191,043	5,289	30,196,332	30,196,332	-	30,196,332	-	
11	FTP - Gas	59,561,680	-	59,561,680	59,561,680	-	59,561,680	-	
12	Profit oil & gas payments	298,041,605	-	298,041,605	298,041,605	-	298,041,605	-	
13	JPDA - Application Fee	-	-	-	-	-	-	-	
14	JPDA - Seismic Data Fee	-	-	-	-	-	-	-	
15	JPDA - Development Fee	2,814,000	-	2,814,000	2,814,000	-	2,814,000	-	
16	JPDA - Contract Service Fee	160,000	-	160,000	160,000	-	160,000	-	
17	TL Exclusive Area - Application Fee	-	-	-	-	-	-	-	
18	TL Exclusive Area - Seismic Data Fee	-	-	-	-	-	-	-	
Central Bank of Timor-Leste		-	-	-	-	-	-	-	
19	TL Exclusive Area - License Fee/Surface Fee	-	-	-	-	-	-	-	
Total payments		720,531,855	5,532	720,537,387	720,537,387	-	720,537,387	-	

Company name: ConocoPhillips JPDA Pty Ltd

Reporting period: 2010

N°	Description of Payment	Per Company			Per Government			Final difference
		Original	Adjust	Final	Original	Adjust	Final	
Petroleum Tax Directorate		136,049,864	-	136,049,864	136,049,864	-	136,049,864	-
1	Income tax	80,337,929	-	80,337,929	80,337,929	-	80,337,929	-
2	Additional Profits Tax/Supplemental Profit Tax	55,711,935	-	55,711,935	55,711,935	-	55,711,935	-
3	Branch Profits Tax	-	-	-	-	-	-	-
4	VAT	-	-	-	-	-	-	-
5	Withholding Tax	-	-	-	-	-	-	-
6	Wages Tax	-	-	-	-	-	-	-
7	Penalty / Interest	-	-	-	-	-	-	-
8	Other Payments	-	-	-	-	-	-	-
National Petroleum Authority		167,794,961	-	167,794,961	167,794,961	-	167,794,961	-
9	FTP - Condensate/Crude Oil	-	-	-	-	-	-	-
10	FTP - Liquefied Petroleum Gas	-	-	-	-	-	-	-
11	FTP - Gas	-	-	-	-	-	-	-
12	Profit oil & gas payments	167,634,961	-	167,634,961	167,634,961	-	167,634,961	-
13	JPDA - Application Fee	-	-	-	-	-	-	-
14	JPDA - Seismic Data Fee	-	-	-	-	-	-	-
15	JPDA - Development Fee	-	-	-	-	-	-	-
16	JPDA - Contract Service Fee	160,000	-	160,000	160,000	-	160,000	-
17	TL Exclusive Area - Application Fee	-	-	-	-	-	-	-
18	TL Exclusive Area - Seismic Data Fee	-	-	-	-	-	-	-
Central Bank of Timor-Leste		-	-	-	-	-	-	-
19	TL Exclusive Area - License Fee/Surface Fee	-	-	-	-	-	-	-
Total payments		303,844,825	-	303,844,825	303,844,825	-	303,844,825	-

Company name: ConocoPhillips (Timor Sea) Pty Ltd Reporting period: 2010

N°	Description of Payment	Per Company			Per Government			Final difference
		Original	Adjust	Final	Original	Adjust	Final	
Petroleum Tax Directorate		68,744,394	-	68,744,394	68,744,394	-	68,744,394	-
1	Income tax	34,766,956	-	34,766,956	36,595,080	(1,828,124)	34,766,956	-
2	Additional Profits Tax/Supplemental Profit Tax	30,677,821	-	30,677,821	30,677,821	-	30,677,821	-
3	Branch Profits Tax	381,498	-	381,498	-	381,498	381,498	-
4	VAT	-	-	-	-	-	-	-
5	Withholding Tax	-	-	-	-	-	-	-
6	Wages Tax	-	-	-	-	-	-	-
7	Penalty / Interest	2,918,119	-	2,918,119	1,471,493	1,446,626	2,918,119	-
8	Other Payments	-	-	-	-	-	-	-
National Petroleum Authority		85,253,742	-	85,253,742	85,253,742	-	85,253,742	-
9	FTP - Condensate/Crude Oil	-	-	-	-	-	-	-
10	FTP - Liquefied Petroleum Gas	-	-	-	-	-	-	-
11	FTP - Gas	-	-	-	-	-	-	-
12	Profit oil & gas payments	85,253,742	-	85,253,742	85,253,742	-	85,253,742	-
13	JPDA - Application Fee	-	-	-	-	-	-	-
14	JPDA - Seismic Data Fee	-	-	-	-	-	-	-
15	JPDA - Development Fee	-	-	-	-	-	-	-
16	JPDA - Contract Service Fee	-	-	-	-	-	-	-
17	TL Exclusive Area - Application Fee	-	-	-	-	-	-	-
18	TL Exclusive Area - Seismic Data Fee	-	-	-	-	-	-	-
Central Bank of Timor-Leste		-	-	-	-	-	-	-
19	TL Exclusive Area - License Fee/Surface Fee	-	-	-	-	-	-	-
Total payments		153,998,136	-	153,998,136	153,998,136	-	153,998,136	-

Company name: ConocoPhillips (03-13) Pty Ltd Reporting period: 2010

N°	Description of Payment	Per Company			Per Government			Final difference
		Original	Adjust	Final	Original	Adjust	Final	
Petroleum Tax Directorate		48,050,004	-	48,050,004	48,050,004	-	48,050,004	-
1	Income tax	28,534,574	-	28,534,574	28,534,574	-	28,534,574	-
2	Additional Profits Tax/Supplemental Profit Tax	19,515,430	-	19,515,430	19,515,430	-	19,515,430	-
3	Branch Profits Tax	-	-	-	-	-	-	-
4	VAT	-	-	-	-	-	-	-
5	Withholding Tax	-	-	-	-	-	-	-
6	Wages Tax	-	-	-	-	-	-	-
7	Penalty / Interest	-	-	-	-	-	-	-
8	Other Payments	-	-	-	-	-	-	-
National Petroleum Authority		58,678,000	-	58,678,000	58,678,000	-	58,678,000	-
9	FTP - Condensate/Crude Oil	-	-	-	-	-	-	-
10	FTP - Liquefied Petroleum Gas	-	-	-	-	-	-	-
11	FTP - Gas	-	-	-	-	-	-	-
12	Profit oil & gas payments	58,678,000	-	58,678,000	58,678,000	-	58,678,000	-
13	JPDA - Application Fee	-	-	-	-	-	-	-
14	JPDA - Seismic Data Fee	-	-	-	-	-	-	-
15	JPDA - Development Fee	-	-	-	-	-	-	-
16	JPDA - Contract Service Fee	-	-	-	-	-	-	-
17	TL Exclusive Area - Application Fee	-	-	-	-	-	-	-
18	TL Exclusive Area - Seismic Data Fee	-	-	-	-	-	-	-
Central Bank of Timor-Leste		-	-	-	-	-	-	-
19	TL Exclusive Area - License Fee/Surface Fee	-	-	-	-	-	-	-
Total payments		106,728,004	-	106,728,004	106,728,004	-	106,728,004	-

Company name: **ConocoPhillips (Emet) Pty Ltd** Reporting period: **2010**

N°	Description of Payment	Per Company			Per Government			Final difference
		Original	Adjust	Final	Original	Adjust	Final	
Petroleum Tax Directorate		8,006,830	-	8,006,830	8,006,830	-	8,006,830	-
1	Income tax	4,007,767	-	4,007,767	4,223,380	(215,613)	4,007,767	-
2	Additional Profits Tax/Supplemental Profit Tax	3,609,900	-	3,609,900	3,609,900	-	3,609,900	-
3	Branch Profits Tax	44,994	-	44,994	-	44,994	44,994	-
4	VAT	-	-	-	-	-	-	-
5	Withholding Tax	-	-	-	-	-	-	-
6	Wages Tax	-	-	-	-	-	-	-
7	Penalty / Interest	344,169	-	344,169	173,550	170,619	344,169	-
8	Other Payments	-	-	-	-	-	-	-
National Petroleum Authority		10,054,976	-	10,054,976	10,054,976	-	10,054,976	-
9	FTP - Condensate/Crude Oil	-	-	-	-	-	-	-
10	FTP - Liquefied Petroleum Gas	-	-	-	-	-	-	-
11	FTP - Gas	-	-	-	-	-	-	-
12	Profit oil & gas payments	10,054,976	-	10,054,976	10,054,976	-	10,054,976	-
13	JPDA - Application Fee	-	-	-	-	-	-	-
14	JPDA - Seismic Data Fee	-	-	-	-	-	-	-
15	JPDA - Development Fee	-	-	-	-	-	-	-
16	JPDA - Contract Service Fee	-	-	-	-	-	-	-
17	TL Exclusive Area - Application Fee	-	-	-	-	-	-	-
18	TL Exclusive Area - Seismic Data Fee	-	-	-	-	-	-	-
Central Bank of Timor-Leste		-	-	-	-	-	-	-
19	TL Exclusive Area - License Fee/Surface Fee	-	-	-	-	-	-	-
Total payments		18,061,806	-	18,061,806	18,061,806	-	18,061,806	-

Company name: ConocoPhillips (03-19) Pty Ltd

Reporting period: 2010

N°	Description of Payment	Per Company			Per Government			Final difference
		Original	Adjust	Final	Original	Adjust	Final	
Petroleum Tax Directorate		6,558	-	6,558	6,558	-	6,558	-
1	Income tax	-	-	-	-	-	-	-
2	Additional Profits Tax/Supplemental Profit Tax	-	-	-	-	-	-	-
3	Branch Profits Tax	-	-	-	-	-	-	-
4	VAT	-	-	-	-	-	-	-
5	Withholding Tax	6,558	-	6,558	6,558	-	6,558	-
6	Wages Tax	-	-	-	-	-	-	-
7	Penalty / Interest	-	-	-	-	-	-	-
8	Other Payments	-	-	-	-	-	-	-
National Petroleum Authority		-	-	-	-	-	-	-
9	FTP - Condensate/Crude Oil	-	-	-	-	-	-	-
10	FTP - Liquefied Petroleum Gas	-	-	-	-	-	-	-
11	FTP - Gas	-	-	-	-	-	-	-
12	Profit oil & gas payments	-	-	-	-	-	-	-
13	JPDA - Application Fee	-	-	-	-	-	-	-
14	JPDA - Seismic Data Fee	-	-	-	-	-	-	-
15	JPDA - Development Fee	-	-	-	-	-	-	-
16	JPDA - Contract Service Fee	-	-	-	-	-	-	-
17	TL Exclusive Area - Application Fee	-	-	-	-	-	-	-
18	TL Exclusive Area - Seismic Data Fee	-	-	-	-	-	-	-
Central Bank of Timor-Leste		-	-	-	-	-	-	-
19	TL Exclusive Area - License Fee/Surface Fee	-	-	-	-	-	-	-
Total payments		6,558	-	6,558	6,558	-	6,558	-

Company name: **Eni JPDA 03-103 Limited**

Reporting period: **2010**

N°	Description of Payment	Per Company			Per Government			Final difference
		Original	Adjust	Final	Original	Adjust	Final	
Petroleum Tax Directorate		80,799,596	-	80,799,596	80,799,596	-	80,799,596	-
1	Income tax	40,232,869	-	40,232,869	40,232,869	-	40,232,869	-
2	Additional Profits Tax/Supplemental Profit Tax	40,566,727	-	40,566,727	40,566,727	-	40,566,727	-
3	Branch Profits Tax	-	-	-	-	-	-	-
4	VAT	-	-	-	-	-	-	-
5	Withholding Tax	-	-	-	-	-	-	-
6	Wages Tax	-	-	-	-	-	-	-
7	Penalty / Interest	-	-	-	-	-	-	-
8	Other Payments	-	-	-	-	-	-	-
National Petroleum Authority		120,132,625	-	120,132,625	120,132,625	-	120,132,625	-
9	FTP - Condensate/Crude Oil	-	-	-	-	-	-	-
10	FTP - Liquefied Petroleum Gas	-	-	-	-	-	-	-
11	FTP - Gas	-	-	-	-	-	-	-
12	Profit oil & gas payments	120,132,625	-	120,132,625	120,132,625	-	120,132,625	-
13	JPDA - Application Fee	-	-	-	-	-	-	-
14	JPDA - Seismic Data Fee	-	-	-	-	-	-	-
15	JPDA - Development Fee	-	-	-	-	-	-	-
16	JPDA - Contract Service Fee	-	-	-	-	-	-	-
17	TL Exclusive Area - Application Fee	-	-	-	-	-	-	-
18	TL Exclusive Area - Seismic Data Fee	-	-	-	-	-	-	-
Central Bank of Timor-Leste		-	-	-	-	-	-	-
19	TL Exclusive Area - License Fee/Surface Fee	-	-	-	-	-	-	-
Total payments		200,932,221	-	200,932,221	200,932,221	-	200,932,221	-

Company name:

Eni JPDA 06-105 Pty Ltd

Reporting period:

2010

N°	Description of Payment	Per Company			Per Government			Final difference
		Original	Adjust	Final	Original	Adjust	Final	
Petroleum Tax Directorate		6,563,586	15,768	6,579,354	6,579,354	-	6,579,354	-
1	Income tax	-	15,993	15,993	15,993	-	15,993	-
2	Additional Profits Tax/Supplemental Profit Tax	-	-	-	-	-	-	-
3	Branch Profits Tax	-	-	-	-	-	-	-
4	VAT	3,675,797	(100)	3,675,697	3,675,697	-	3,675,697	-
5	Withholding Tax	2,887,789	(125)	2,887,664	2,887,664	-	2,887,664	-
6	Wages Tax	-	-	-	-	-	-	-
7	Penalty / Interest	-	-	-	-	-	-	-
8	Other Payments	-	-	-	-	-	-	-
National Petroleum Authority		410,000	-	410,000	410,000	-	410,000	-
9	FTP - Condensate/Crude Oil	-	-	-	-	-	-	-
10	FTP - Liquefied Petroleum Gas	-	-	-	-	-	-	-
11	FTP - Gas	-	-	-	-	-	-	-
12	Profit oil & gas payments	-	-	-	-	-	-	-
13	JPDA - Application Fee	-	-	-	-	-	-	-
14	JPDA - Seismic Data Fee	-	-	-	-	-	-	-
15	JPDA - Development Fee	250,000	-	250,000	250,000	-	250,000	-
16	JPDA - Contract Service Fee	160,000	-	160,000	160,000	-	160,000	-
17	TL Exclusive Area - Application Fee	-	-	-	-	-	-	-
18	TL Exclusive Area - Seismic Data Fee	-	-	-	-	-	-	-
Central Bank of Timor-Leste		-	-	-	-	-	-	-
19	TL Exclusive Area - License Fee/Surface Fee	-	-	-	-	-	-	-
Total payments		6,973,586	15,768	6,989,354	6,989,354	-	6,989,354	-

Company name:		Eni Timor Leste SpA			Reporting period:			2010	
N°	Description of Payment	Per Company			Per Government			Final difference	
		Original	Adjust	Final	Original	Adjust	Final		
Petroleum Tax Directorate		76,233	-	76,233	76,233	-	76,233	-	
1	Income tax	-	-	-	-	-	-	-	
2	Additional Profits Tax/Supplemental Profit Tax	-	-	-	-	-	-	-	
3	Branch Profits Tax	-	-	-	-	-	-	-	
4	VAT	-	-	-	-	-	-	-	
5	Withholding Tax	41,106	-	41,106	41,106	-	41,106	-	
6	Wages Tax	35,127	-	35,127	35,127	-	35,127	-	
7	Penalty / Interest	-	-	-	-	-	-	-	
8	Other Payments	-	-	-	-	-	-	-	
National Petroleum Authority		-	-	-	-	-	-	-	
9	FTP - Condensate/Crude Oil	-	-	-	-	-	-	-	
10	FTP - Liquefied Petroleum Gas	-	-	-	-	-	-	-	
11	FTP - Gas	-	-	-	-	-	-	-	
12	Profit oil & gas payments	-	-	-	-	-	-	-	
13	JPDA - Application Fee	-	-	-	-	-	-	-	
14	JPDA - Seismic Data Fee	-	-	-	-	-	-	-	
15	JPDA - Development Fee	-	-	-	-	-	-	-	
16	JPDA - Contract Service Fee	-	-	-	-	-	-	-	
17	TL Exclusive Area - Application Fee	-	-	-	-	-	-	-	
18	TL Exclusive Area - Seismic Data Fee	-	-	-	-	-	-	-	
Central Bank of Timor-Leste		242,625	-	242,625	242,625	-	242,625	-	
19	TL Exclusive Area - License Fee/Surface Fee	242,625	-	242,625	242,625	-	242,625	-	
Total payments		318,858	-	318,858	318,858	-	318,858	-	

Company name: Santos		Reporting period: 2010						
N°	Description of Payment	Per Company			Per Government			Final difference
		Original	Adjust	Final	Original	Adjust	Final	
Petroleum Tax Directorate		97,388,317	-	97,388,317	97,388,317	-	97,388,317	-
1	Income tax	45,364,855	147,306	45,512,161	51,387,142	(5,874,981)	45,512,161	-
2	Additional Profits Tax/Supplemental Profit Tax	45,418,602	2,622,037	48,040,639	44,429,812	3,610,827	48,040,639	-
3	Branch Profits Tax	-	-	-	-	-	-	-
4	VAT	-	-	-	-	-	-	-
5	Withholding Tax	-	-	-	-	-	-	-
6	Wages Tax	-	-	-	-	-	-	-
7	Penalty / Interest	-	3,835,517	3,835,517	1,571,363	2,264,154	3,835,517	-
8	Other Payments	6,604,860	(6,604,860)	-	-	-	-	-
National Petroleum Authority		137,406,498	(14,659,144)	122,747,354	122,747,354	-	122,747,354	-
9	FTP - Condensate/Crude Oil	-	-	-	-	-	-	-
10	FTP - Liquefied Petroleum Gas	-	-	-	-	-	-	-
11	FTP - Gas	-	-	-	-	-	-	-
12	Profit oil & gas payments	137,406,498	(14,659,144)	122,747,354	122,747,354	-	122,747,354	-
13	JPDA - Application Fee	-	-	-	-	-	-	-
14	JPDA - Seismic Data Fee	-	-	-	-	-	-	-
15	JPDA - Development Fee	-	-	-	-	-	-	-
16	JPDA - Contract Service Fee	-	-	-	-	-	-	-
17	TL Exclusive Area - Application Fee	-	-	-	-	-	-	-
18	TL Exclusive Area - Seismic Data Fee	-	-	-	-	-	-	-
Central Bank of Timor-Leste		-	-	-	-	-	-	-
19	TL Exclusive Area - License Fee/Surface Fee	-	-	-	-	-	-	-
Total payments		234,794,815	(14,659,144)	220,135,671	220,135,671	-	220,135,671	-

Company name: **ImpexSahul**

Reporting period: **2010**

N°	Description of Payment	Per Company			Per Government			Final difference
		Original	Adjust	Final	Original	Adjust	Final	
Petroleum Tax Directorate		105,862,951	-	105,862,951	105,862,951	-	105,862,951	-
1	Income tax	61,511,889	(4,727,345)	56,784,544	56,784,544	-	56,784,544	-
2	Additional Profits Tax/Supplemental Profit Tax	44,351,062	-	44,351,062	44,351,062	-	44,351,062	-
3	Branch Profits Tax	-	-	-	-	-	-	-
4	VAT	-	-	-	-	-	-	-
5	Withholding Tax	-	-	-	-	-	-	-
6	Wages Tax	-	-	-	-	-	-	-
7	Penalty / Interest	-	4,727,345	4,727,345	4,727,345	-	4,727,345	-
8	Other Payments	-	-	-	-	-	-	-
National Petroleum Authority		120,689,611	-	120,689,611	120,689,611	-	120,689,611	-
9	FTP - Condensate/Crude Oil	7,204,620	-	7,204,620	7,204,620	-	7,204,620	-
10	FTP - Liquefied Petroleum Gas	-	-	-	-	-	-	-
11	FTP - Gas	-	-	-	-	-	-	-
12	Profit oil & gas payments	113,484,991	-	113,484,991	113,484,991	-	113,484,991	-
13	JPDA - Application Fee	-	-	-	-	-	-	-
14	JPDA - Seismic Data Fee	-	-	-	-	-	-	-
15	JPDA - Development Fee	-	-	-	-	-	-	-
16	JPDA - Contract Service Fee	-	-	-	-	-	-	-
17	TL Exclusive Area - Application Fee	-	-	-	-	-	-	-
18	TL Exclusive Area - Seismic Data Fee	-	-	-	-	-	-	-
Central Bank of Timor-Leste		-	-	-	-	-	-	-
19	TL Exclusive Area - License Fee/Surface Fee	-	-	-	-	-	-	-
Total payments		226,552,562	-	226,552,562	226,552,562	-	226,552,562	-

Company name: Tokyo Timor Sea Resources

Reporting period: 2010

N°	Description of Payment	Per Company			Per Government			Final difference
		Original	Adjust	Final	Original	Adjust	Final	
Petroleum Tax Directorate		67,056,666	-	67,056,666	67,056,666	-	67,056,666	-
1	Income tax	34,931,204	-	34,931,204	34,931,204	-	34,931,204	-
2	Additional Profits Tax/Supplemental Profit Tax	32,125,462	-	32,125,462	32,125,462	-	32,125,462	-
3	Branch Profits Tax	-	-	-	-	-	-	-
4	VAT	-	-	-	-	-	-	-
5	Withholding Tax	-	-	-	-	-	-	-
6	Wages Tax	-	-	-	-	-	-	-
7	Penalty / Interest	-	-	-	-	-	-	-
8	Other Payments	-	-	-	-	-	-	-
National Petroleum Authority		100,580,977	-	100,580,977	100,580,977	-	100,580,977	-
9	FTP - Condensate/Crude Oil	-	-	-	-	-	-	-
10	FTP - Liquefied Petroleum Gas	-	-	-	-	-	-	-
11	FTP - Gas	-	-	-	-	-	-	-
12	Profit oil & gas payments	100,580,977	-	100,580,977	100,580,977	-	100,580,977	-
13	JPDA - Application Fee	-	-	-	-	-	-	-
14	JPDA - Seismic Data Fee	-	-	-	-	-	-	-
15	JPDA - Development Fee	-	-	-	-	-	-	-
16	JPDA - Contract Service Fee	-	-	-	-	-	-	-
17	TL Exclusive Area - Application Fee	-	-	-	-	-	-	-
18	TL Exclusive Area - Seismic Data Fee	-	-	-	-	-	-	-
Central Bank of Timor-Leste		-	-	-	-	-	-	-
19	TL Exclusive Area - License Fee/Surface Fee	-	-	-	-	-	-	-
Total payments		167,637,643	-	167,637,643	167,637,643	-	167,637,643	-

Company name: Woodside Petroleum

Reporting period: 2010

N°	Description of Payment	Per Company			Per Government			Final difference
		Original	Adjust	Final	Original	Adjust	Final	
Petroleum Tax Directorate		369,050	-	369,050	369,050	-	369,050	-
1	Income tax	-	-	-	-	-	-	-
2	Additional Profits Tax/Supplemental Profit Tax	-	-	-	-	-	-	-
3	Branch Profits Tax	-	-	-	-	-	-	-
4	VAT	70,191	-	70,191	70,191	-	70,191	-
5	Withholding Tax	44,180	-	44,180	65,428	(21,248)	44,180	-
6	Wages Tax	254,679	-	254,679	233,431	21,248	254,679	-
7	Penalty / Interest	-	-	-	-	-	-	-
8	Other Payments	-	-	-	-	-	-	-
National Petroleum Authority		320,000	-	320,000	320,000	-	320,000	-
9	FTP - Condensate/Crude Oil	-	-	-	-	-	-	-
10	FTP - Liquefied Petroleum Gas	-	-	-	-	-	-	-
11	FTP - Gas	-	-	-	-	-	-	-
12	Profit oil & gas payments	-	-	-	-	-	-	-
13	JPDA - Application Fee	-	-	-	-	-	-	-
14	JPDA - Seismic Data Fee	-	-	-	-	-	-	-
15	JPDA - Development Fee	-	-	-	-	-	-	-
16	JPDA - Contract Service Fee	320,000	-	320,000	320,000	-	320,000	-
17	TL Exclusive Area - Application Fee	-	-	-	-	-	-	-
18	TL Exclusive Area - Seismic Data Fee	-	-	-	-	-	-	-
Central Bank of Timor-Leste		-	-	-	-	-	-	-
19	TL Exclusive Area - License Fee/Surface Fee	-	-	-	-	-	-	-
Total payments		689,050	-	689,050	689,050	-	689,050	-

Company name: Minza Oil & Gas

Reporting period: 2010

N°	Description of Payment	Per Company			Per Government			Final difference
		Original	Adjust	Final	Original	Adjust	Final	
Petroleum Tax Directorate		10,330	-	10,330	10,330	-	10,330	-
1	Income tax	-	-	-	-	-	-	-
2	Additional Profits Tax/Supplemental Profit Tax	-	-	-	-	-	-	-
3	Branch Profits Tax	-	-	-	-	-	-	-
4	VAT	-	-	-	-	-	-	-
5	Withholding Tax	880	-	880	880	-	880	-
6	Wages Tax	9,450	-	9,450	9,450	-	9,450	-
7	Penalty / Interest	-	-	-	-	-	-	-
8	Other Payments	-	-	-	-	-	-	-
National Petroleum Authority		80,000	-	80,000	80,000	-	80,000	-
9	FTP - Condensate/Crude Oil	-	-	-	-	-	-	-
10	FTP - Liquefied Petroleum Gas	-	-	-	-	-	-	-
11	FTP - Gas	-	-	-	-	-	-	-
12	Profit oil & gas payments	-	-	-	-	-	-	-
13	JPDA - Application Fee	-	-	-	-	-	-	-
14	JPDA - Seismic Data Fee	-	-	-	-	-	-	-
15	JPDA - Development Fee	-	-	-	-	-	-	-
16	JPDA - Contract Service Fee	80,000	-	80,000	80,000	-	80,000	-
17	TL Exclusive Area - Application Fee	-	-	-	-	-	-	-
18	TL Exclusive Area - Seismic Data Fee	-	-	-	-	-	-	-
Central Bank of Timor-Leste		-	-	-	-	-	-	-
19	TL Exclusive Area - License Fee/Surface Fee	-	-	-	-	-	-	-
Total payments		90,330	-	90,330	90,330	-	90,330	-

Company name: **Petronas**

Reporting period: **2010**

N°	Description of Payment	Per Company			Per Government			Final difference
		Original	Adjust	Final	Original	Adjust	Final	
Petroleum Tax Directorate		11,564,672	107	11,564,779	11,564,779	-	11,564,779	-
1	Income tax	-	-	-	-	-	-	-
2	Additional Profits Tax/Supplemental Profit Tax	-	-	-	-	-	-	-
3	Branch Profits Tax	-	-	-	-	-	-	-
4	VAT	-	6,830,174	6,830,174	7,150,065	(319,891)	6,830,174	-
5	Withholding Tax	11,564,672	(6,924,647)	4,640,025	4,346,965	293,060	4,640,025	-
6	Wages Tax	-	94,580	94,580	67,749	26,831	94,580	-
7	Penalty / Interest	-	-	-	-	-	-	-
8	Other Payments	-	-	-	-	-	-	-
National Petroleum Authority		-	-	-	-	-	-	-
9	FTP - Condensate/Crude Oil	-	-	-	-	-	-	-
10	FTP - Liquefied Petroleum Gas	-	-	-	-	-	-	-
11	FTP - Gas	-	-	-	-	-	-	-
12	Profit oil & gas payments	-	-	-	-	-	-	-
13	JPDA - Application Fee	-	-	-	-	-	-	-
14	JPDA - Seismic Data Fee	-	-	-	-	-	-	-
15	JPDA - Development Fee	-	-	-	-	-	-	-
16	JPDA - Contract Service Fee	-	-	-	-	-	-	-
17	TL Exclusive Area - Application Fee	-	-	-	-	-	-	-
18	TL Exclusive Area - Seismic Data Fee	-	-	-	-	-	-	-
Central Bank of Timor-Leste		-	-	-	-	-	-	-
19	TL Exclusive Area - License Fee/Surface Fee	-	-	-	-	-	-	-
Total payments		11,564,672	107	11,564,779	11,564,779	-	11,564,779	-

Company name: Oilex

Reporting period: 2010

N°	Description of Payment	Per Company			Per Government			Final difference
		Original	Adjust	Final	Original	Adjust	Final	
Petroleum Tax Directorate		4,396,530	-	4,396,530	4,394,161	2,369	4,396,530	-
1	Income tax	-	-	-	-	-	-	-
2	Additional Profits Tax/Supplemental Profit Tax	-	-	-	-	-	-	-
3	Branch Profits Tax	-	-	-	-	-	-	-
4	VAT	2,656,669	-	2,656,669	2,648,777	7,892	2,656,669	-
5	Withholding Tax	1,706,844	-	1,706,844	1,703,807	3,037	1,706,844	-
6	Wages Tax	33,017	-	33,017	41,577	(8,560)	33,017	-
7	Penalty / Interest	-	-	-	-	-	-	-
8	Other Payments	-	-	-	-	-	-	-
National Petroleum Authority		80,000	-	80,000	80,000	-	80,000	-
9	FTP - Condensate/Crude Oil	-	-	-	-	-	-	-
10	FTP - Liquefied Petroleum Gas	-	-	-	-	-	-	-
11	FTP - Gas	-	-	-	-	-	-	-
12	Profit oil & gas payments	-	-	-	-	-	-	-
13	JPDA - Application Fee	-	-	-	-	-	-	-
14	JPDA - Seismic Data Fee	-	-	-	-	-	-	-
15	JPDA - Development Fee	-	-	-	-	-	-	-
16	JPDA - Contract Service Fee	80,000	-	80,000	80,000	-	80,000	-
17	TL Exclusive Area - Application Fee	-	-	-	-	-	-	-
18	TL Exclusive Area - Seismic Data Fee	-	-	-	-	-	-	-
Central Bank of Timor-Leste		-	-	-	-	-	-	-
19	TL Exclusive Area - License Fee/Surface Fee	-	-	-	-	-	-	-
Total payments		4,476,530	-	4,476,530	4,474,161	2,369	4,476,530	-

Company name:		Reliance Exploration & Production			Reporting period: 2010			
N°	Description of Payment	Per Company			Per Government			Final difference
		Original	Adjust	Final	Original	Adjust	Final	
Petroleum Tax Directorate		78,925	(27,685)	51,240	51,240	-	51,240	-
1	Income tax	-	-	-	-	-	-	-
2	Additional Profits Tax/Supplemental Profit Tax	-	-	-	-	-	-	-
3	Branch Profits Tax	-	-	-	-	-	-	-
4	VAT	-	-	-	-	-	-	-
5	Withholding Tax	78,925	(35,112)	43,813	46,450	(2,637)	43,813	-
6	Wages Tax	-	7,427	7,427	4,790	2,637	7,427	-
7	Penalty / Interest	-	-	-	-	-	-	-
8	Other Payments	-	-	-	-	-	-	-
National Petroleum Authority		-	-	-	-	-	-	-
9	FTP - Condensate/Crude Oil	-	-	-	-	-	-	-
10	FTP - Liquefied Petroleum Gas	-	-	-	-	-	-	-
11	FTP - Gas	-	-	-	-	-	-	-
12	Profit oil & gas payments	-	-	-	-	-	-	-
13	JPDA - Application Fee	-	-	-	-	-	-	-
14	JPDA - Seismic Data Fee	-	-	-	-	-	-	-
15	JPDA - Development Fee	-	-	-	-	-	-	-
16	JPDA - Contract Service Fee	-	-	-	-	-	-	-
17	TL Exclusive Area - Application Fee	-	-	-	-	-	-	-
18	TL Exclusive Area - Seismic Data Fee	-	-	-	-	-	-	-
Central Bank of Timor-Leste		-	53,640	53,640	53,640	-	53,640	-
19	TL Exclusive Area - License Fee/Surface Fee	-	53,640	53,640	53,640	-	53,640	-
Total payments		78,925	25,955	104,880	104,880	-	104,880	-

Company name:		Japan Energy E and P			Reporting period: 2010			Final difference
N°	Description of Payment	Per Company			Per Government			
		Original	Adjust	Final	Original	Adjust	Final	
Petroleum Tax Directorate		11,424	(50)	11,374	11,374	-	11,374	-
1	Income tax	-	-	-	-	-	-	-
2	Additional Profits Tax/Supplemental Profit Tax	-	-	-	-	-	-	-
3	Branch Profits Tax	-	-	-	-	-	-	-
4	VAT	-	-	-	-	-	-	-
5	Withholding Tax	8,648	(50)	8,598	8,598	-	8,598	-
6	Wages Tax	2,776	-	2,776	2,776	-	2,776	-
7	Penalty / Interest	-	-	-	-	-	-	-
8	Other Payments	-	-	-	-	-	-	-
National Petroleum Authority		-	-	-	-	-	-	-
9	FTP - Condensate/Crude Oil	-	-	-	-	-	-	-
10	FTP - Liquefied Petroleum Gas	-	-	-	-	-	-	-
11	FTP - Gas	-	-	-	-	-	-	-
12	Profit oil & gas payments	-	-	-	-	-	-	-
13	JPDA - Application Fee	-	-	-	-	-	-	-
14	JPDA - Seismic Data Fee	-	-	-	-	-	-	-
15	JPDA - Development Fee	-	-	-	-	-	-	-
16	JPDA - Contract Service Fee	-	-	-	-	-	-	-
17	TL Exclusive Area - Application Fee	-	-	-	-	-	-	-
18	TL Exclusive Area - Seismic Data Fee	-	-	-	-	-	-	-
Central Bank of Timor-Leste		-	-	-	-	-	-	-
19	TL Exclusive Area - License Fee/Surface Fee	-	-	-	-	-	-	-
Total payments		11,424	(50)	11,374	11,374	-	11,374	-

Company name: AusAid

Reporting period: 2010

N°	Description of Payment	Per Company			Per Government			Final difference
		Original	Adjust	Final	Original	Adjust	Final	
Petroleum Tax Directorate		-	-	-	-	-	-	-
1	Income tax	-	-	-	-	-	-	-
2	Additional Profits Tax/Supplemental Profit Tax	-	-	-	-	-	-	-
3	Branch Profits Tax	-	-	-	-	-	-	-
4	VAT	-	-	-	-	-	-	-
5	Withholding Tax	-	-	-	-	-	-	-
6	Wages Tax	-	-	-	-	-	-	-
7	Penalty / Interest	-	-	-	-	-	-	-
8	Other Payments	-	-	-	-	-	-	-
National Petroleum Authority		-	-	-	-	-	-	-
9	FTP - Condensate/Crude Oil	-	-	-	-	-	-	-
10	FTP - Liquefied Petroleum Gas	-	-	-	-	-	-	-
11	FTP - Gas	-	-	-	-	-	-	-
12	Profit oil & gas payments	-	-	-	-	-	-	-
13	JPDA - Application Fee	-	-	-	-	-	-	-
14	JPDA - Seismic Data Fee	-	-	-	-	-	-	-
15	JPDA - Development Fee	-	-	-	-	-	-	-
16	JPDA - Contract Service Fee	-	-	-	-	-	-	-
17	TL Exclusive Area - Application Fee	-	-	-	-	-	-	-
18	TL Exclusive Area - Seismic Data Fee	-	-	-	-	-	-	-
Central Bank of Timor-Leste		-	7,041,600	7,041,600	7,041,600	-	7,041,600	-
19	TL Exclusive Area - License Fee/Surface Fee	-	7,041,600	7,041,600	7,041,600	-	7,041,600	-
Total payments		-	-	-	7,041,600	-	7,041,600	-

Annex 4: EITI Timor-Leste 2010 reporting templates

Oil companies

Timor-Leste Extractive Industries Transparency Initiative

Input Template for Extractive Industries

Name of Company:

Reporting period:

Flows of Financial Payments in USD to the Government of Timor-Leste

REPORT TO BE COMPLETED ON PAYMENT BASIS

Description of Payment	Cash		Kind	
	(USD)	Value	Description	
1. Benefit Stream be reported by International Companies only				
1 a) National State-Owned/ Joint Venture Company equity share of Host Government Production				
1 b) Production received by National State-Owned/ Joint Venture Company				
1 c) National State-Owned/ Joint Venture Company production entitlement				
1 d) Production entitlement received on behalf of the Host Government				
2. Payments to Host Government				
2 a) Petroleum Tax Directorate				
i) Income tax payments				
ii) Additional profits tax payments/Supplemental Profit Tax				
iii) Branch profits tax payments				
iv) VAT payments				
v) With Holding Tax payments				
vi) Wages Tax				
vii) Penalty/ Interest				
viii) Other Payments (Specify)				
2 b) National Petroleum Authority				
i) First Tranche Petroleum Payments (FTP)				
- Condensate				
- Liquefied Petroleum Gas				
- Gas				
ii) Profit oil & gas payments				
iii) Other Payments:				
JPDA Fee:				
- Application fee				
- Seismic data fee				
- Development fee				
- Contract service fee				
Timor Leste Exclusive Area:				
- Application fee				
- Seismic data fee				
- License fee/Surface fee				
2c. Other				
a) Other payments to Government/ Person				
Government agency/ National State-Owned/ Joint Venture Company name:				
Government agency/ National State-Owned/ Joint Venture Company Representative name:				
Payment description:				
3. Total				
Total Payments Made	0	0	0	0

Confidentiality - All information provided on the reporting templates shall be treated on a confidential basis and is only for the use of the Aggregating Body and Government solely for the purposes of EITI Reporting requirements. No information shall be disclosed to any third party without the disclosing party's written consent, unless disclosure is required by law.

Management Sign Off

We acknowledge our responsibility for the fair presentation of the Reporting Template in accordance

- 1.
- 2.
- 3.
- 4.

Name:

Signature:

Position:

Date:

Petroleum Tax Directorate

Timor-Leste Extractive Industries Transparency Initiative

Input Template for Petroleum Tax Directorate

Name of Company:

Reporting period:

Total Aggregated Flows of Financial Receipts in USD from Extractive Industries

REPORT TO BE COMPLETED ON RECEIPT BASIS

Description of Payment	Cash (USD)	Kind	
		Value	Description
a) Petroleum Tax Directorate			
i) Income Tax Payments			
ii) Additional Profit Tax Payments/Supplemental Petroleum Tax Payments			
iii) Branch Profit Tax Payments			
iv) VAT Payments			
v) Withholding Tax Payments			
vi) Wages Tax			
vii) Penalty/ Interest			

Confidentiality - All information provided on the reporting templates shall be treated on a confidential basis and is only for the use of the Aggregating Body and Government solely for the purposes of EITI Reporting requirements. No information shall be disclosed to any third party without the disclosing party's written consent, unless disclosure is required by law.

Petroleum Tax Directorate Sign Off

We acknowledge our responsibility for the fair presentation of the Reporting Template in accordance with the Reporting Guidelines and confirm that the aggregated amounts disclosed above agree to the total of the individual company template completed, with the exception of:

- 1.
- 2.
- 3.
- 4.

Name:

Signature:

Position:

Date:

National Petroleum Authority

Timor-Leste Extractive Industries Transparency Initiative

Input Template for the National Petroleum Authority

Name of Company:

Reporting period:

Total Aggregated Flows of Financial Receipts in USD from Extractive Industries

REPORT TO BE COMPLETED ON RECEIPT BASIS

Description of Payment	Cash (USD)	Kind	
		Value	Description
3 b) National Petroleum Authority			
i) FTP (First Tranche Petroleum / Royalties)			
- Condensate			
- Liquefied Petroleum Gas			
- Gas			
ii) Profit Oil & Gas Payments			
iii) Other Payments:			
JPDA Fee:			
- Application fee			
- Seismic data fee			
- Development fee			
- Contract service fee			
Timor-Leste Exclusive Area:			
- Application fee			
- Seismic data fee			
- License fee/Surface fee			

Confidentiality - All information provided on the reporting templates shall be treated on a confidential basis and is only for the use of the Aggregating Body and Government solely for the purposes of EITI Reporting requirements. No information shall be disclosed to any third party without the disclosing party's written consent, unless disclosure is required by law.

National Petroleum Authority Sign Off

We acknowledge our responsibility for the fair presentation of the Reporting Template in accordance with the Reporting Guidelines and confirm that the aggregated amount disclosed above agrees to the total of the individual company templates completed, with the exception of:

- 1.
- 2.
- 3.
- 4.

Name:

Signature:

Position:

Date:

Central Bank of Timor-Leste

Timor-Leste Extractive Industries Transparency Initiative

Input Template for Banking and Payment Authority

Name of Company:

Reporting period:

Total Aggregated Flows of Financial Receipts in USD from Extractive Industries

REPORT TO BE COMPLETED ON RECEIPT BASIS

Description of Payment	Cash (USD)	Kind	
		Value	Description
a) Banking & Payments Authority			
i) Article 6.1(a) Payments			
ii) Article 6.1(b) Payments (Payments from the National Petroleum Authority)			
iii) Article 6.1(d) Payments			
iv) Article 6.1(e) Payments			

Confidentiality - All information provided on the reporting templates shall be treated on a confidential basis and is only for the use of the Aggregating Body and Government solely for the purposes of EITI Reporting requirements. No information shall be disclosed to any third party without the disclosing party's written consent, unless disclosure is required by law.

Central Bank Sign Off

We acknowledge our responsibility for the fair presentation of the Reporting Template in accordance with the Reporting Guidelines and confirm that the aggregated amounts disclosed above agree to the total of the individual company template completed, with the exception of:

- 1.
- 2.
- 3.
- 4.

Name:

Signature:

Position:

Date:

Annex 5: List persons involved in the reconciliation process

Reconciler – Moore Stephens LLP

Tim Woodward	Partner
Radhouane Bouzaiane	Senior manager / Team Leader
Dian Perawati	Audit Senior
Rita Freitas	Audit assistant

EITI Secretariat of Timor-Leste

Elda Guterres da Silva	National Coordinator for EITITimor-Leste
Trifonio Flor Sarmiento	Outreach Officer

Secretary of State for Natural Resources

Alfredo Pires	Secretary of State for Natural Resources
---------------	--

Oil Companies

Brendan Augustin	Woodside Petroleum
Mary Beveridge	Woodside Petroleum
Balraj Singh Sidhu	Petronas
Seitaro KAYAMA	Inpex Sahul
Christine Starr	Oilex
James Booth	ConocoPhillips
Troy Sumpton	ConocoPhillips
Andrew Tay	Eni
Hitoshi Tagawa	Tokyo Timor Sea Resources
Ben J Opie	Tokyo Timor Sea Resources
Michael Lawry	Santos
Dino Gandara Rai	Minza Oil & Gas
Winnie Cho	Talisman Energy Inc

Susindar Kandasamy Japan Energy

Vinay Kothari Reliance

National Petroleum Authority - NPA

Emanuel Angelo Lay Commercial Director - Commercial

Honesia Araujo Marketing and Revenue Management Officer

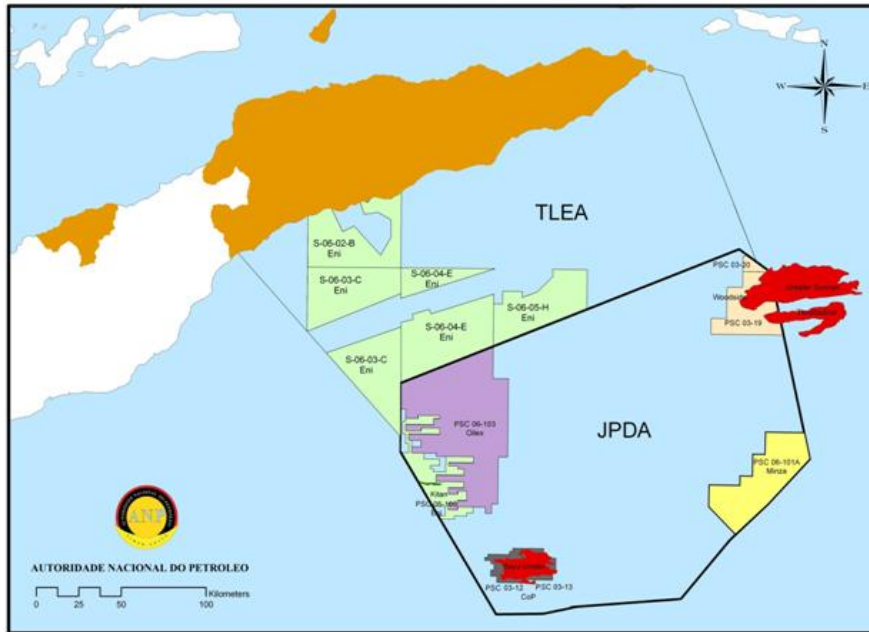
Petroleum Tax Directorate - PTD

Joao Demetrio Xavier Acting Head of Operations Department

Central Bank of Timor-Leste - CBTL

Fernando da Silva Carvalho Chief Accountant

Annex 6: Contract areas in TLEA and JPDA



Annex 7: Onshore Oil and Gas Seeps in Timor-Leste

